


CLOCK OSCILLATORS (SMD • Ceramic Package)

RoHS Compliant Standard

CSX750F SERIES

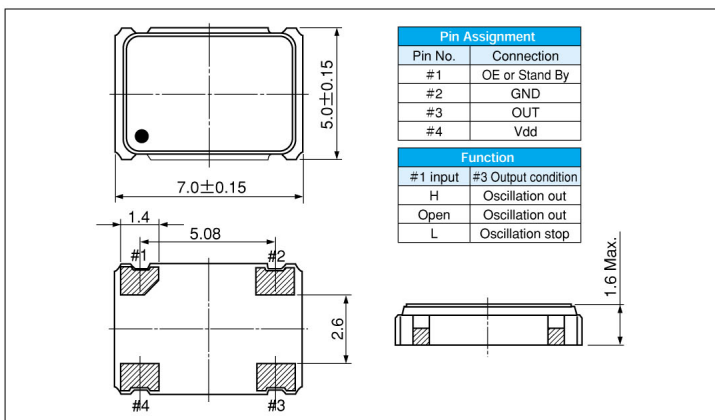
2000pcs/reel



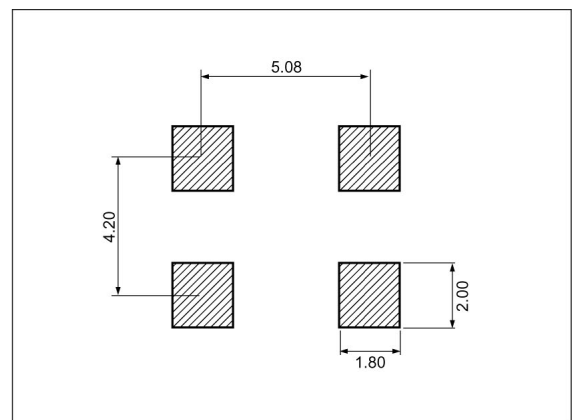
FEATURES

- Available to Supply Voltage 5.0V or 3.3V.
- Low current consumption with output enable function (OE) or stand by function (STAND-BY).
- Automatic mounting and reflowable Type.
- Complete Pb free products.
- Suitable for various applications such as communication devices, AV devices, automotive devices and measuring instruments.

DIMENSION [mm]



SOLDER PAD LAYOUT [mm]



STANDARD SPECIFICATIONS

* Model is determined by the selection for the output enable or stand-by function, the frequency stability and the supply voltage.

Item	Model	CSX750 FC (*)		CSX750 FB (*)		CSX750 FJ (*)
	OE	STAND-BY				
Frequency Range		1.000MHz~39.999MHz	40.000MHz~75.000MHz	1.000MHz~39.999MHz	40.000MHz~54.000MHz	40.000MHz~80.000MHz
Supply Voltage		Vdd : 5.0V±0.5V		Vdd : 3.3V±0.3V		
Frequency Stability	(*)	C : ±100ppm(−20°C~+70°C), B : ±50ppm(−20°C~+70°C), F : ±100ppm(−40°C~+85°C)				
Operating Temperature Range		−40°C~+85°C				
Storage Temperature Range		−55°C~+125°C				
Current consumption		25mA Max.	45mA Max.	15mA Max.		25mA Max.
Duty	TTL level (1.4V)	40~60%		—		
	CMOS level (1/2 Vdd)			45~55%		
Output Voltage	V _{OH}			0.9Vdd Min.		
	V _{OL}	0.4V Max.		0.1Vdd Max.		
Output Load	TTL	10TTL Max.		—		
	CMOS	50pF Max.		30pF Max.	15pF Max.	30pF Max.
Rise and Fall Time	tr, tf	8 nsec Max.	6 nsec Max.	8 nsec Max.	6 nsec Max.	6 nsec Max.
Start-up time		4 msec Max.	10 msec Max.	4 msec Max.	10 msec Max.	10 msec Max.
Input Voltage	V _{IH}	2.0V Min.		0.7Vdd Min.		0.7Vdd Min.
	V _{IL}	0.8 V Max.		0.4V Max.	0.3Vdd Max.	0.3Vdd Max.
Disable current		10mA Max.	20mA Max.	5mA Max.	5mA Max.	—
Stand-by current		—		—	—	10 μA Max.